


# CUBICUS Stand

50 x 60 x 101.5 cm

D: SCHRANK FÜR AQUARIUM    ENG: CABINET FOR AQUARIUM    F: MEUBLE POUR AQUARIUM    NL: MEUBEL VOOR AQUARIUM  
I: MOBILE PER ACQUARIO    **E: MUEBLE PARA ACUARIO**    PL: AKWARIUM CABINET    RUS: Тумба для аквариума

- A - 500 x 600 mm
- B - 962 x 578 mm
- C - 962 x 459 mm
- D - 459 x 500 mm
- E - 962 x 578 mm
- F - 500 x 600 mm
- G - 958 x 497 mm



NO incluido:



El KIT Incluye:

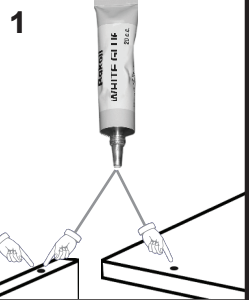
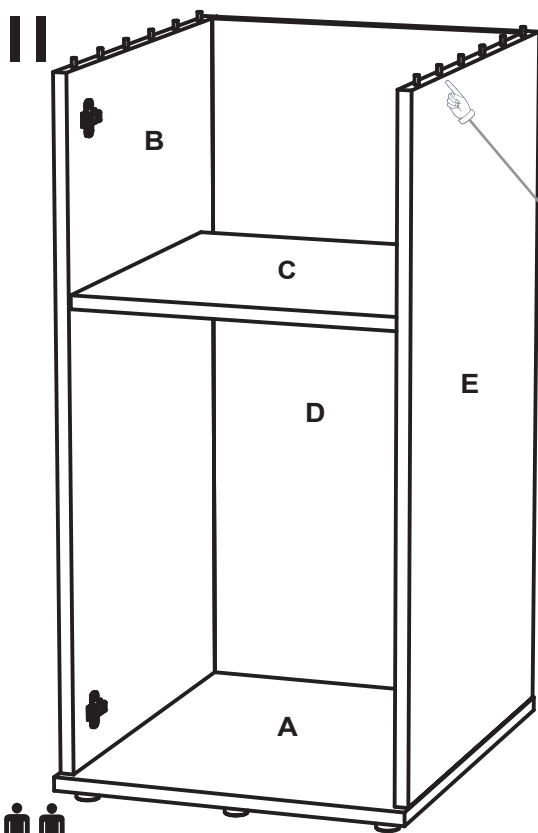

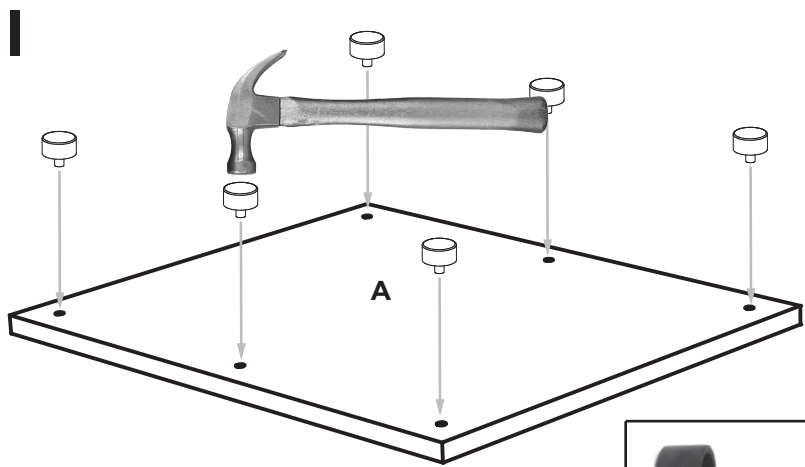


15 min

**AQUA MEDIC**

Bissendorf, Germany

[www.aqua-medic.de](http://www.aqua-medic.de)

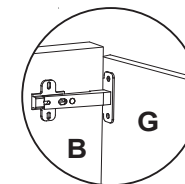



**1**  
Primero inyecte cola en los taladros de los pasadores de madera, luego meta los pasadores en los huecos.

First put glue into the holes of the wooden dowel pins, then put the dowel pins into the holes.

Klebstoff  
Glue

- 2 - A
- 3 - B
- 4 - C
- 5 - D
- 6 - E



Monte la puerta en el mueble.  
Mount the door to the cabinet.

**IV**

